


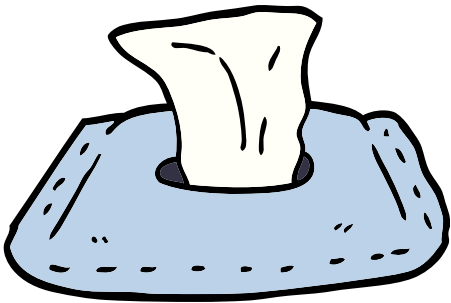


# MATCHING GAME:

DRAW A LINE FROM THE OBJECTS THAT BELONG IN THE TOILET AND IN THE TRASH


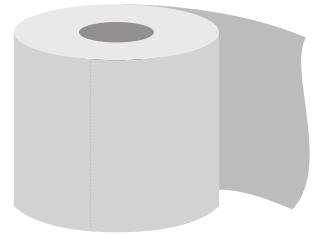


# WHY CAN'T I FLUSH WIPES?

## A SCIENCE EXPERIMENT TO TEST IF "FLUSHABLE" WIPES REALLY DISSOLVE

### MATERIALS:

- 2 CLEAR BOWLS OR CUPS OF WATER
- A SPOON
- A STOPWATCH OR TIMER
- TOILET PAPER
- "FLUSHABLE" WIPES

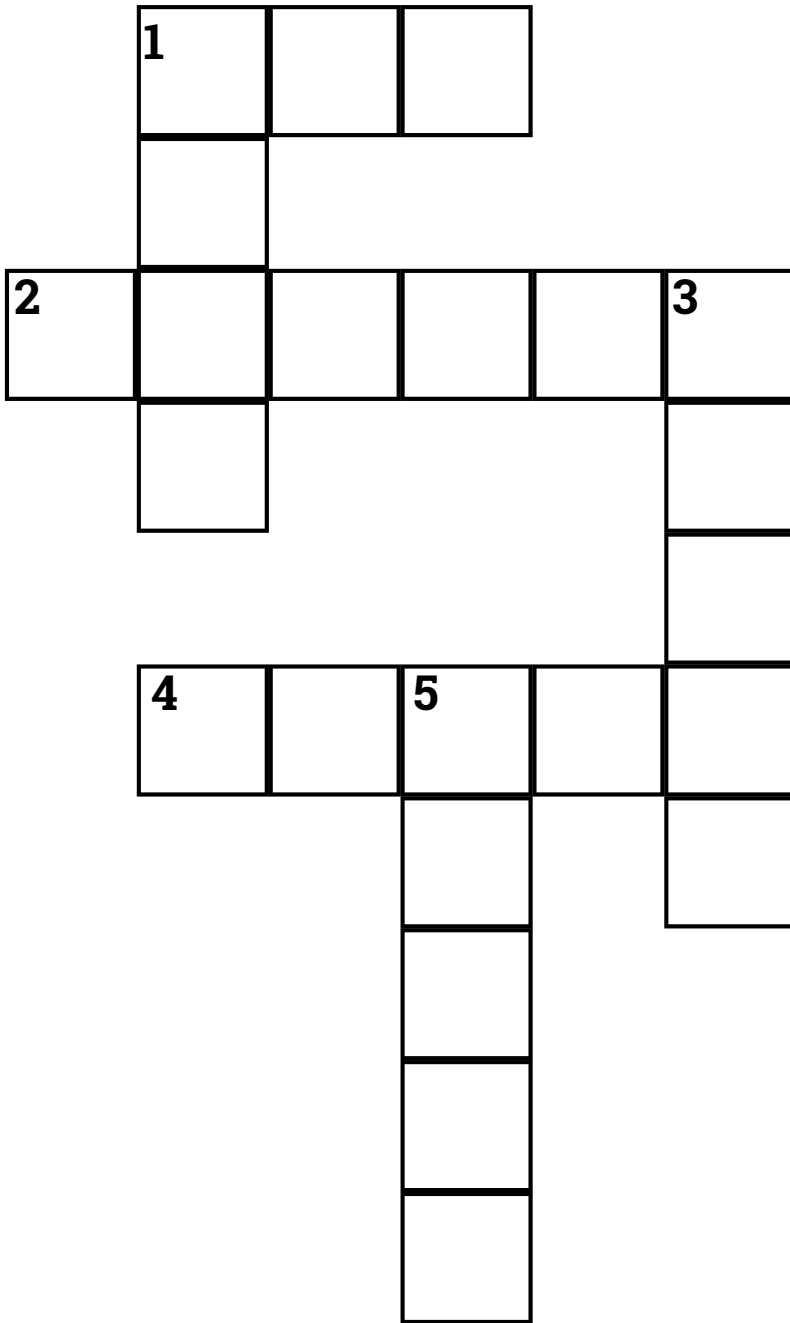


### INSTRUCTIONS:


1. FILL 2 CLEAR BOWLS OR CUPS WITH WATER
2. ADD 2 SQUARES OF TOILET PAPER TO ONE CUP OR BOWL
3. ADD 1 "FLUSHABLE" WIPE TO THE OTHER CUP OR BOWL
4. STIR BOTH GENTLY WITH A SPOON
5. SET A TIMER FOR 10 MINUTES
6. OBSERVE IF EITHER THE TOILET PAPER OR THE WIPE DISSOLVED MORE. WHAT HAPPENS IF YOU STIR THEM AGAIN? WHAT IF YOU TOUCH THEM WITH YOUR FINGERS? DO THEY FALL APART?

Visit [hhpsd.com](http://hhpsd.com) to learn more about what not to flush.





# WHAT CAN I FLUSH?



## Across:

1. The liquid form of human waste.
2. Human waste should go down the \_\_\_\_\_.
4. "Flushable" \_\_\_\_\_ can clog pipes.

## Down:

1. The solid form of human waste.
3. Napkins should go in the \_\_\_\_\_.
5. Only toilet \_\_\_\_\_ and human waste should be flushed.